


Mastering Guitar Chords: A Comprehensive Guide for Left-Handed Children

Playing the guitar not only ignites a passion for music but also enhances cognitive abilities and boosts creativity in children. Learning to strum the strings and effectively play chords can be an exciting journey for any aspiring musician, but it can be particularly challenging for left-handed children.

In this comprehensive guide, we will delve into the world of left-handed children guitar chords, exploring techniques and tips specifically tailored to empower these young musicians. By the end of this article, you will have a solid foundation to help your little ones become the next guitar prodigies!

The Unique Challenges of Left-Handed Children

Unlike their right-handed counterparts, left-handed children require specialized attention and guidance when it comes to mastering guitar chords. The traditional method of learning guitar typically caters to right-handed individuals, with most instructional resources geared towards them.



Left-Handed Children's Guitar Chord Book

by William Bay (Kindle Edition)

★★★★☆ 4.5 out of 5

Language : English

File size : 4546 KB

Print length : 34 pages

Lending : Enabled



As a result, left-handed children may find it difficult to adapt to conventional chord fingerings and transitions. Furthermore, they may struggle to find suitable instruction materials and encounter limited options when it comes to purchasing left-handed guitars.

Left-Handed Guitar Setup

The first step towards helping your left-handed child excel in guitar chords is ensuring they have a properly set up guitar. It's essential to provide them with an instrument that suits their dominant hand to facilitate ease and comfort during practice sessions.

Left-handed guitars are designed with the strings reversed, allowing left-handed guitarists to naturally strum with their dominant hand. While it may be more challenging to find left-handed guitars in physical stores, numerous online retailers offer a wide array of options at affordable prices.

Basics of Left-Handed Guitar Chords


Before diving into specific left-handed guitar chords, it is crucial to understand the basics. Familiarize your child with the different parts of the guitar, including the neck, frets, strings, and soundhole. This foundation will help them navigate chord charts and follow instructional materials with ease.

Next, introduce your child to the concept of fretting. Left-handed guitarists will use their dominant hand to press down on the guitar strings against the frets, producing different notes and chord sounds. By practicing fretting techniques, your child will strengthen their fingers and develop dexterity.

Mastering Common Left-Handed Guitar Chords

Now it's time to explore some commonly used left-handed guitar chords. By mastering these fundamental chords, your child will build a solid foundation for their guitar-playing journey.


C Major Chord (C)



The C Major chord is a fundamental chord that serves as a gateway to learning other chords. In this chord, your child's ring finger will press down on the 3rd fret

of the 5th string, their middle finger will press down on the 2nd fret of the 4th string, and their index finger will press down on the 1st fret of the 2nd string.


G Major Chord (G)



The G Major chord is another foundational chord that your child will frequently encounter in various songs. To execute this chord, your child will place their index

finger on the 1st fret of the 5th string, their middle finger on the 2nd fret of the 6th string, and their ring finger on the 3rd fret of the 1st string.

D Major Chord (D)



The D Major chord is often used in rock, pop, and country music. It requires your child to press down their index finger on the 2nd fret of the 3rd string, their middle

finger on the 2nd fret of the 1st string, and their ring finger on the 3rd fret of the 2nd string.

Encourage your child to practice transitioning between these chords smoothly, aiming for fluidity in their playing. Repetition and consistency are key to developing muscle memory and improving finger coordination.

Additional Tips and Techniques

Aside from mastering specific left-handed guitar chords, there are several additional tips and techniques that can aid your child's progress:

- **Proper Hand Placement:** Teach your child to place their thumb behind the neck of the guitar for better control and flexibility.
- **Strumming Patterns:** Help your child develop a sense of rhythm by practicing various strumming patterns. Start with simple up and down strokes and gradually introduce more intricate patterns.
- **Metronome Practice:** Utilize a metronome to improve timing and ensure your child maintains a consistent tempo.
- **Song-based Learning:** Encourage your child to learn songs they enjoy to keep them motivated and engaged. Many online platforms offer chord charts and tutorials for popular songs.
- **Persistence and Patience:** Learning guitar chords takes time, so remind your child to stay patient and celebrate their progress along the way.


The Importance of Left-Handed Guitar Instruction

While this guide provides valuable information to support your child's journey, it is essential to seek specialized left-handed guitar instruction when possible.

Working with an experienced teacher who understands the challenges of left-

handed playing can significantly enhance your child's learning experience and growth as a guitarist.

With the right guidance, resources, and supportive environment, left-handed children can excel in playing guitar chords. Embrace their uniqueness, foster their musical exploration, and watch as their talent blossoms!



Left-Handed Children's Guitar Chord Book

by William Bay (Kindle Edition)

★★★★☆ 4.5 out of 5

Language : English

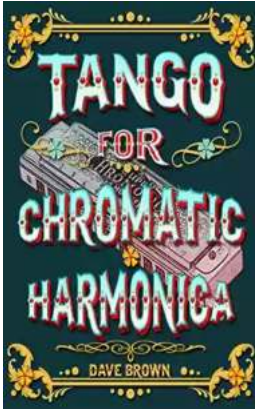
File size : 4546 KB

Print length : 34 pages

Lending : Enabled



Younger left-handed students will enjoy this creative approach to playing simple guitar chords. Chords are taught with exercises that build upon each other, eventually progressing to logical and common chord progressions. These progressions include I-iii-vi-ii-V-I and twelve bar blues in different keys. Chords are shown in diagram form with detailed illustrations showing finger positions in relationship to the fretboard. The book also introduces basic chords for folk music and power chords for rock. A complete easy chord chart and capo chart is provided at the end of the book for easy reference. Examples and exercises are presented in strum bar notation.



Tango For Chromatic Harmonica Dave Brown: Unleashing the Soulful Melodies

The hauntingly beautiful sound of the chromatic harmonica has mesmerized music enthusiasts for decades. It is an instrument that effortlessly blends with various genres,...




How To Tie The 20 Knots You Need To Know

Knot-tying is an essential skill that everyone should possess. Whether you're an outdoor enthusiast, a sailor, or simply a regular person who enjoys DIY...




The Politics Experiences and Legacies of War in the US, Canada, Australia, and New Zealand

War has always had a profound impact on nations, shaping their politics, experiences, and legacies. This article examines how the United States, Canada, Australia,...




The Psychedelic History Of Mormonism Magic And Drugs

Throughout history, the connections between religion and altered states of consciousness have always been fascinating. One such connection that may surprise many is the...



The Practical Japan Travel Guide: All You Need To Know For A Great Trip

Japan, known for its unique blend of tradition and modernity, is a fascinating country that offers endless wonders to explore. From ancient temples to...



The Alpha And Omega Of The Great Pyramid: Unlocking the Mysteries of the Ancient Wonder

The Great Pyramid of Giza is undeniably one of the most fascinating structures in the world. Standing tall and proud for thousands of years, its...



Digital Subtraction Flash Cards in Color: Shuffled Twice to Help You Memorize Arithmetic!

Mathematics is an essential subject that plays a crucial role in our everyday lives. It forms the foundation for problem-solving skills and logical thinking. As...



Unveiling the Enigma: Explore the Fascinating World of Bang Barry Lyga

Hello, dear readers! Today, we have a real treat for all literature enthusiasts as we dive deep into the captivating world of Bang Barry Lyga. Renowned for his exceptional...

