

Color Schemes Layouts And Edge Finishes For 30 Unique Looks


Are you looking to give your space a fresh new look? Consider exploring different color schemes, layouts, and edge finishes to create 30 unique looks that will transform any room into a captivating oasis. From bold and vibrant hues to subtle and calming tones, there are countless options to suit your personal style and preferences.

The Power of Color Schemes

Color plays an integral role in interior design. It has the power to evoke various emotions, set the mood, and even alter the perception of space. Choosing the right color scheme can make all the difference when it comes to creating a cohesive and visually stunning environment.

1. Monochromatic Elegance

A monochromatic color scheme offers a timeless and sophisticated look. Select shades from the same color family, such as different tones of blue, to create a harmonious atmosphere. This style is perfect for those who appreciate simplicity and minimalism.



10 Granny Squares 30 Blankets: Color schemes, layouts, and edge finishes for 30 unique looks

by Margaret Hubert(Kindle Edition)

★★★★☆ 4.7 out of 5

Language : English

File size : 67689 KB

Text-to-Speech : Enabled

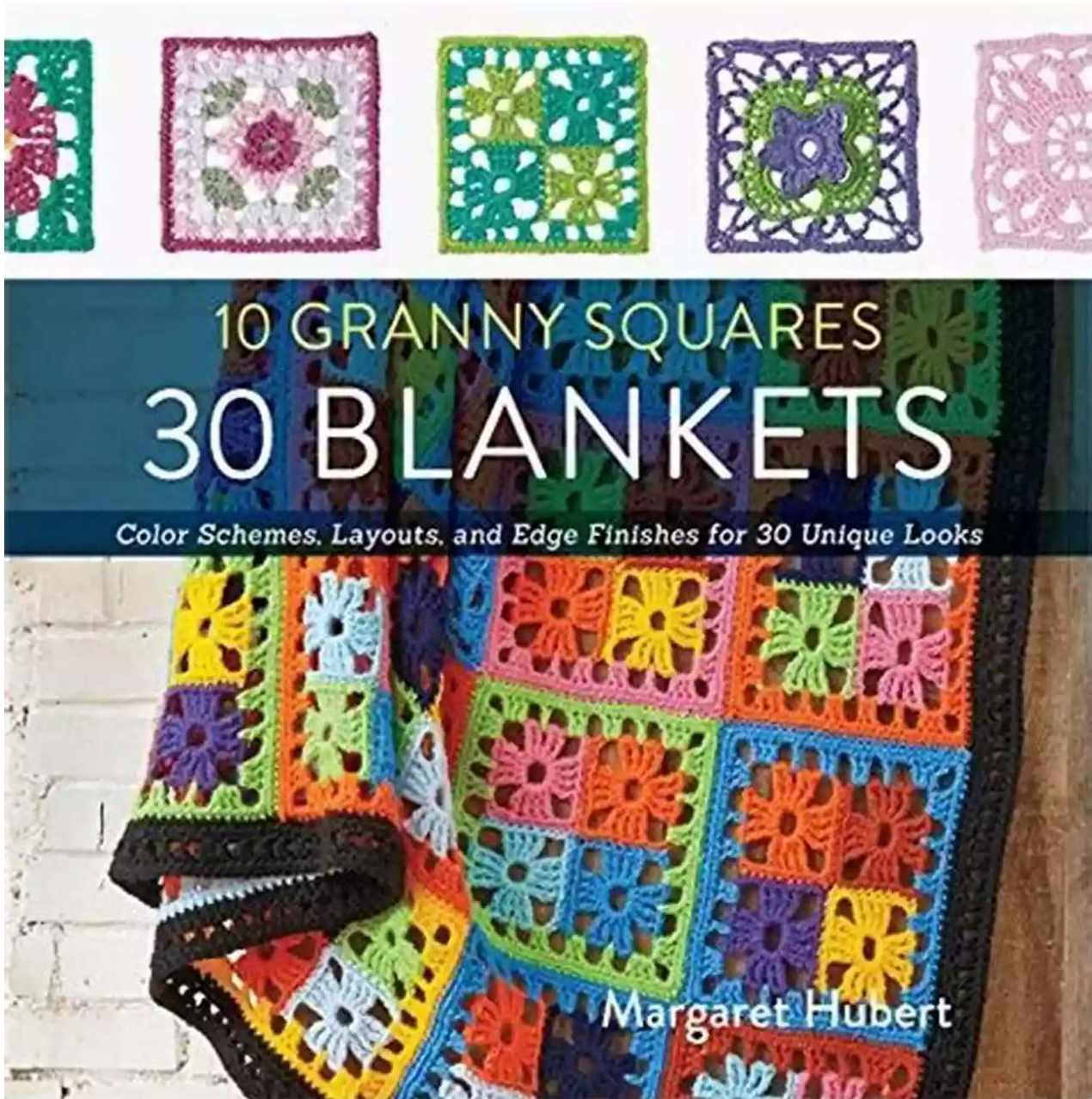
Screen Reader : Supported

Enhanced typesetting : Enabled

Print length : 128 pages

FREE

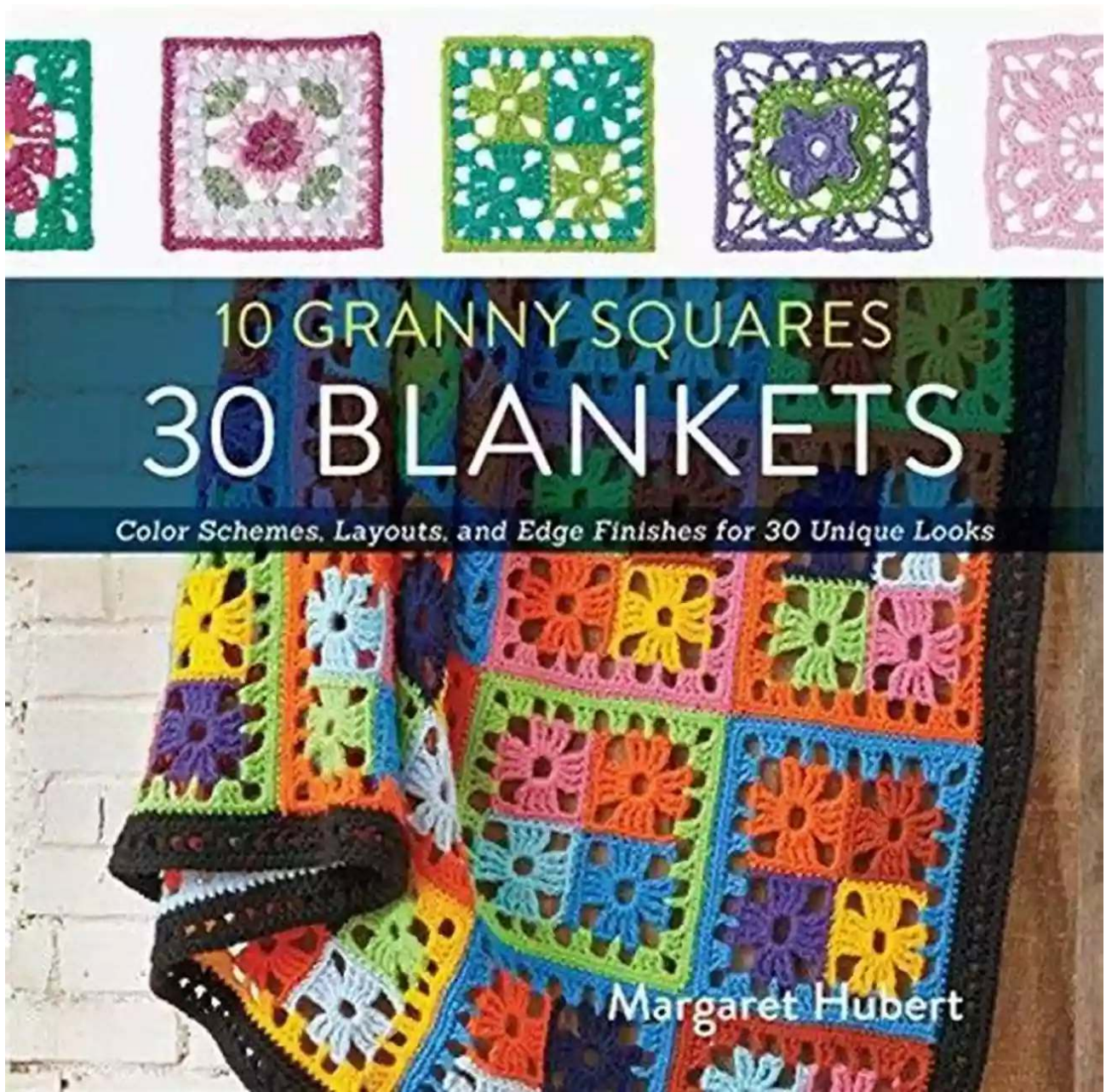
DOWNLOAD E-BOOK



2. Bold and Vibrant

If you are a fan of eye-catching and energetic atmospheres, consider a bold and vibrant color scheme. Incorporate vibrant shades like red, orange, or yellow to

inject energy and playfulness into your space. This style is ideal for those who enjoy a lively and dynamic ambiance.



3. Serene and Calming

In a fast-paced world, finding serenity within our living spaces has become essential. Opt for soothing colors like soft blues, muted greens, or lavender to

create a tranquil and calming environment. This style is perfect for individuals seeking a peaceful and relaxing atmosphere.

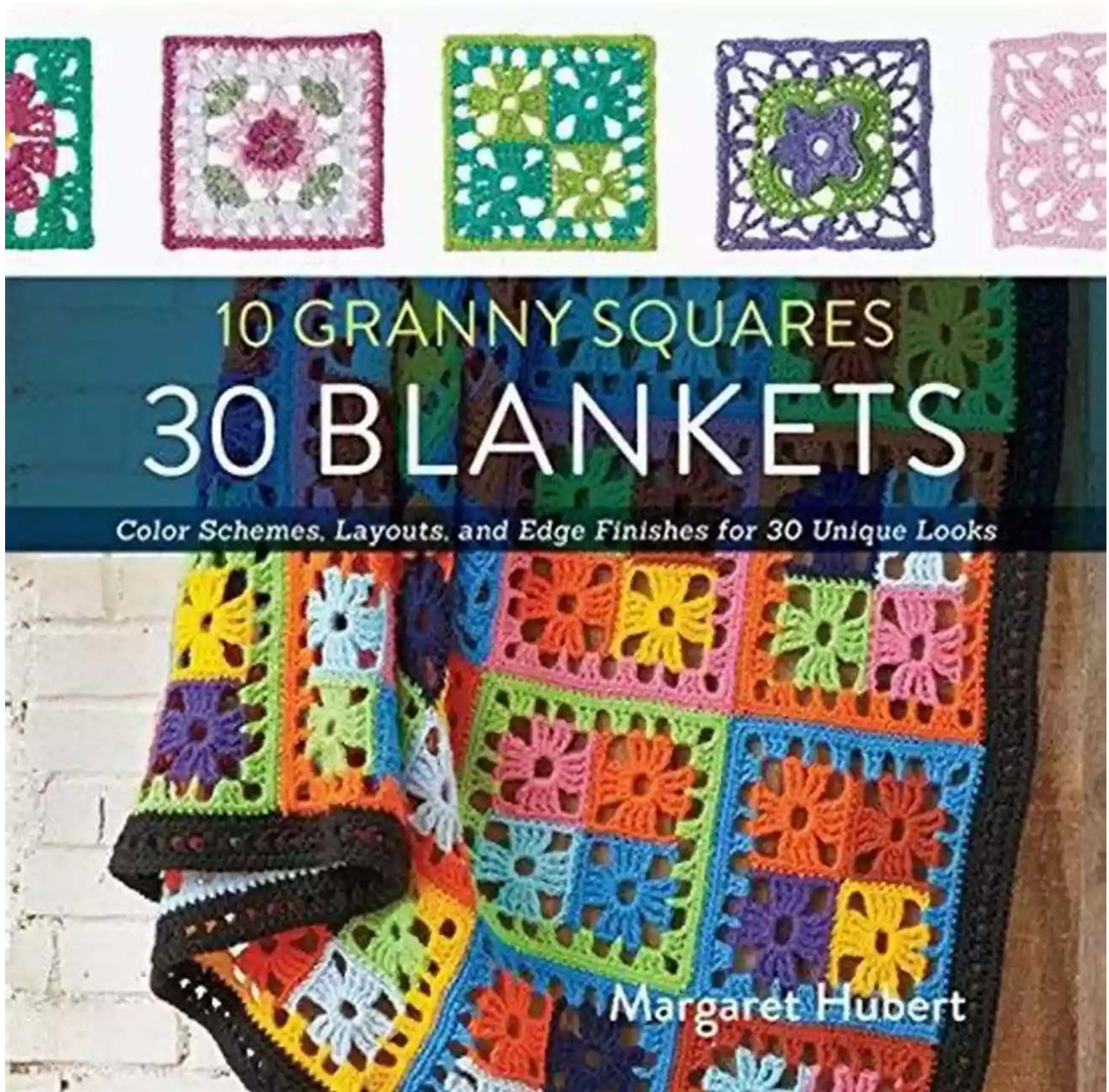


Layouts That Define Your Space

Layouts are crucial elements in interior design as they determine the flow and functionality of a room. By experimenting with different layouts, you can create unique spaces tailored to your specific needs and desires.

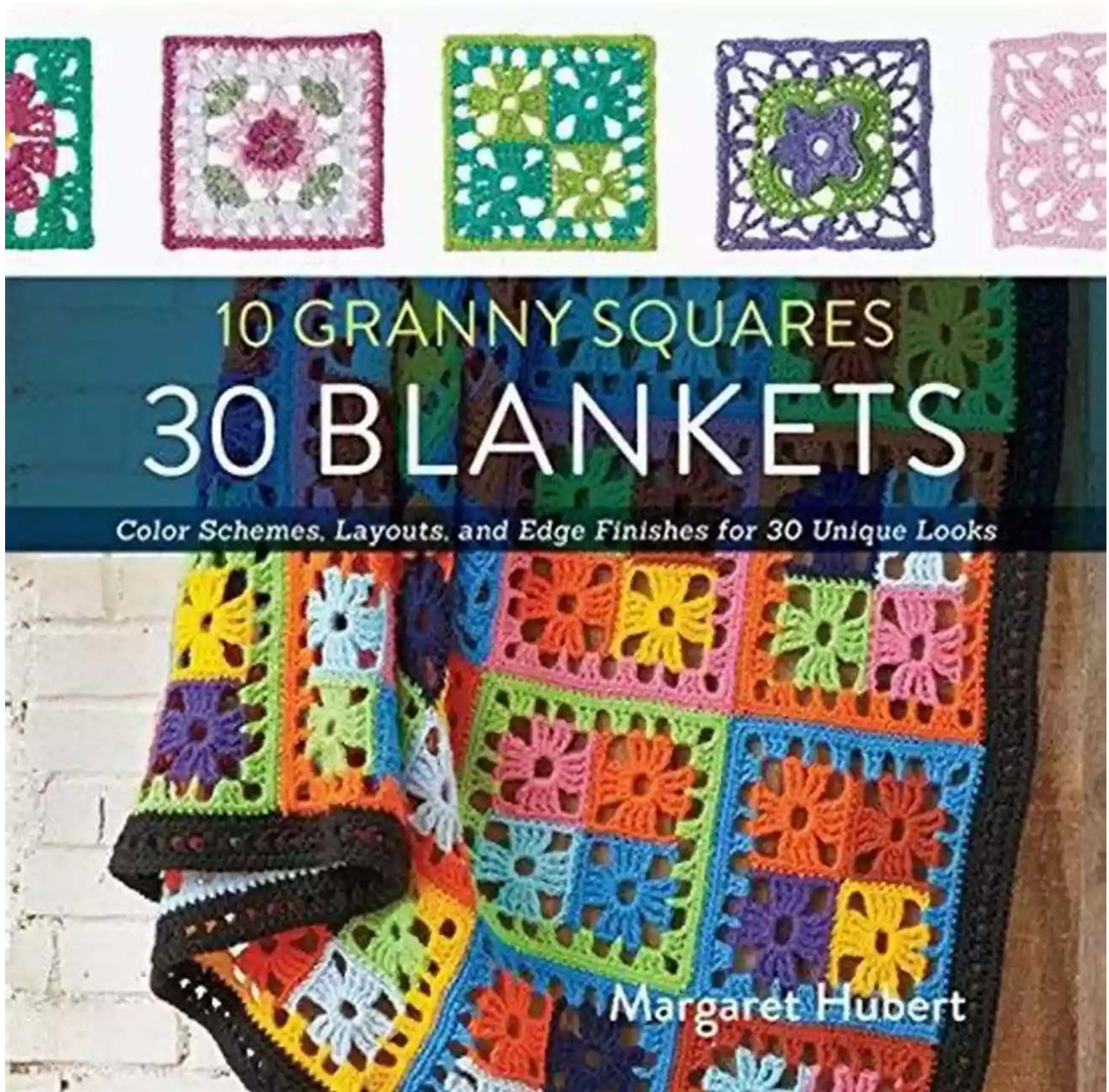
1. Open and Airy

An open and airy layout focuses on creating a sense of spaciousness and freedom. This style typically involves removing physical barriers and integrating open-concept designs that connect different areas of a room. It is perfect for those who enjoy a sense of openness and connectivity.



2. Cozy Nooks

Cozy nooks are intended to create intimate and inviting spaces within a larger room. You can achieve this layout by sectioning off areas with furniture arrangement, curtains, or dividers. Cozy nooks are ideal for individuals who appreciate intimate and private corners for relaxation.



3. Maximized Functionality

A layout that prioritizes functionality is perfect for those with limited space. Clever storage solutions, multifunctional furniture, and smart organization techniques are key elements of this layout. Maximized functionality is ideal for individuals who seek efficiency and practicality without compromising style.

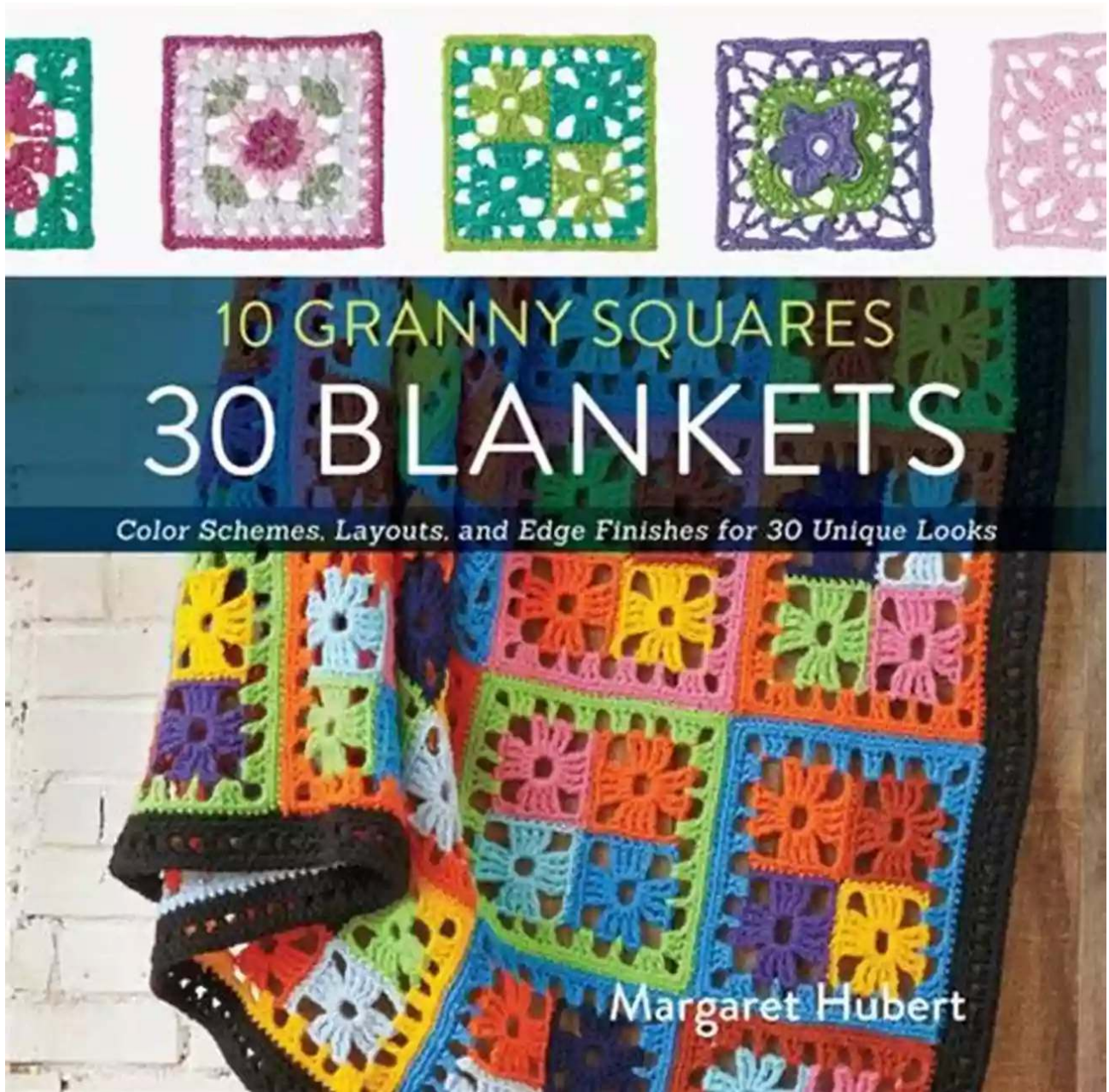


Edge Finishes That Define the Details

The smallest details can make the biggest impact on the overall aesthetic appeal of a room. Edge finishes, including those applied to furniture, flooring, and other architectural elements, contribute to the finishing touches that complete the desired look and feel of a space.

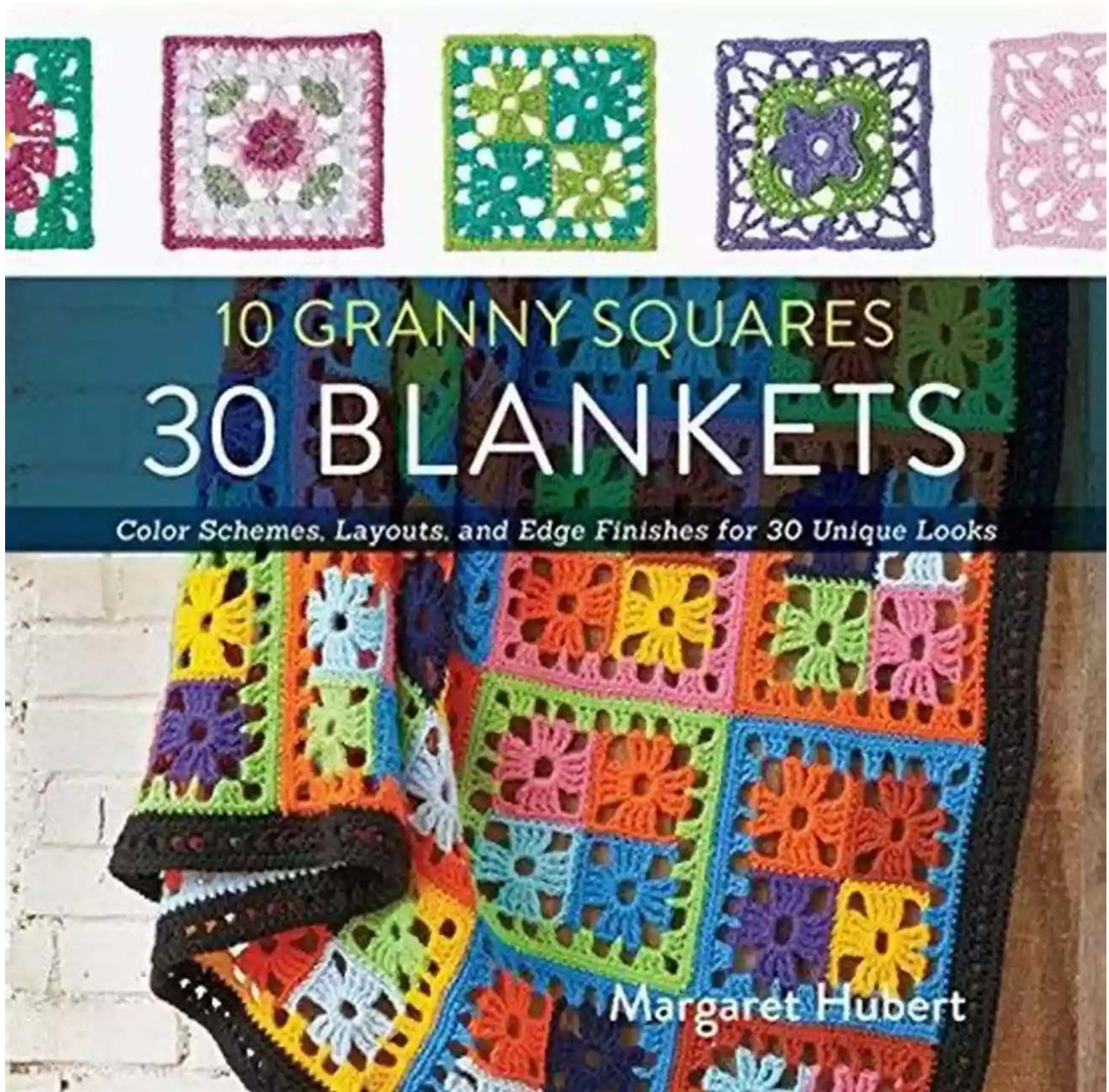
1. Sleek and Contemporary

Emphasize clean lines and sleek aesthetics with edge finishes that reflect a contemporary style. This can be achieved through polished surfaces, straight edges, and minimalistic designs. Sleek and contemporary edge finishes add a touch of modern sophistication to any room.



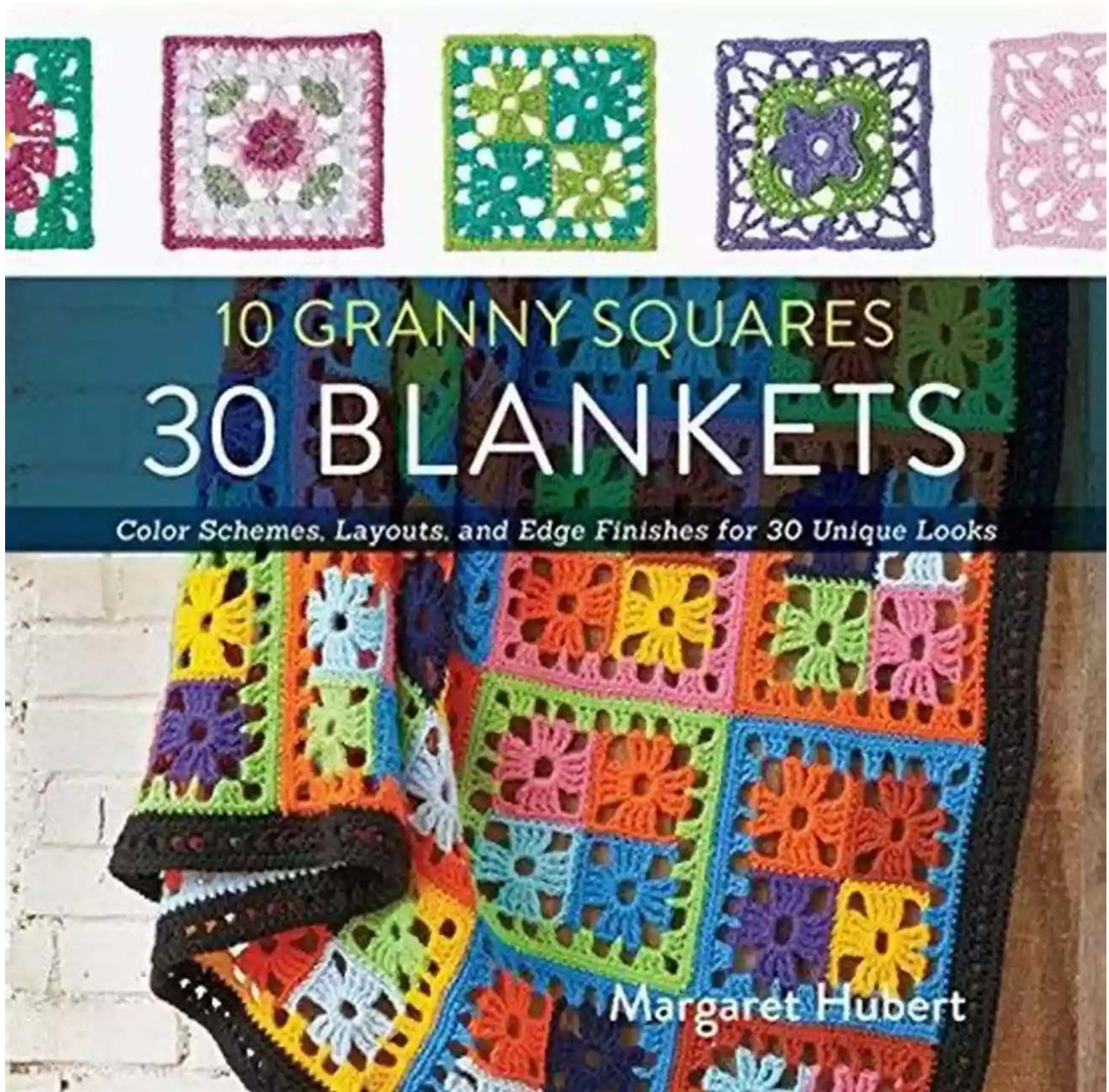
2. Rustic Charm

If you prefer a cozy and welcoming atmosphere, opt for edge finishes that exude rustic charm. Natural textures, irregular edges, and distressed finishes are elements that capture the essence of rustic design. These edge finishes create a warm and inviting ambiance.



3. Timeless Elegance

For a classic and timeless look, choose edge finishes that embody elegance. These can include decorative moldings, intricate patterns, and graceful curves. Timeless elegance adds a touch of sophistication and refinement to any room.



Exploring various color schemes, layouts, and edge finishes allows you to unleash your creativity and transform any space into a visual masterpiece. Whether you prefer bold and vibrant hues or serene and calming tones, adapting different layouts to suit your needs, or selecting edge finishes that define the details, the possibilities are endless. Choose the combination that resonates with your personality and individual style to create a captivating and unique environment that truly feels like home.



10 Granny Squares 30 Blankets: Color schemes, layouts, and edge finishes for 30 unique looks

by Margaret Hubert (Kindle Edition)

★★★★☆ 4.7 out of 5

Language : English

File size : 67689 KB

Text-to-Speech : Enabled

Screen Reader : Supported

Enhanced typesetting : Enabled

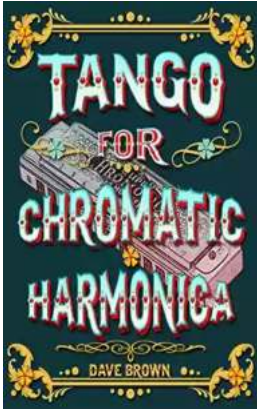
Print length : 128 pages



Crochet up to 30 creative blankets that start from just 10 granny squares!

The granny square is the perfect foundation for countless projects and is unparalleled for its portability, versatility, and endless variety. Using only 10 granny squares selected from *The Granny Square Book* and *Granny Square Flowers*, Margaret Hubert shows how you can crochet 30 completely different blankets. Each square is used three times with different yarns, color schemes, motif arrangements, and edge finishes.

You'll be amazed at the versatility of these squares! You can crochet blankets that are perfect for babies, boys, girls, college kids, and grown-ups. Some are crazy, colorful, and fun; others are serene, classic, and sophisticated. Crochet them for bedrooms, family rooms, or dorms. *10 Granny Squares 30 Blankets* provides enough designs to keep you crocheting blankets for everyone and every reason for years to come!



Tango For Chromatic Harmonica Dave Brown: Unleashing the Soulful Melodies

The hauntingly beautiful sound of the chromatic harmonica has mesmerized music enthusiasts for decades. It is an instrument that effortlessly blends with various genres,...




How To Tie The 20 Knots You Need To Know

Knot-tying is an essential skill that everyone should possess. Whether you're an outdoor enthusiast, a sailor, or simply a regular person who enjoys DIY...




The Politics Experiences and Legacies of War in the US, Canada, Australia, and New Zealand

War has always had a profound impact on nations, shaping their politics, experiences, and legacies. This article examines how the United States, Canada, Australia,...




The Psychedelic History Of Mormonism Magic And Drugs

Throughout history, the connections between religion and altered states of consciousness have always been fascinating. One such connection that may surprise many is the...



The Practical Japan Travel Guide: All You Need To Know For A Great Trip

Japan, known for its unique blend of tradition and modernity, is a fascinating country that offers endless wonders to explore. From ancient temples to...



The Alpha And Omega Of The Great Pyramid: Unlocking the Mysteries of the Ancient Wonder

The Great Pyramid of Giza is undeniably one of the most fascinating structures in the world. Standing tall and proud for thousands of years, its...



Digital Subtraction Flash Cards in Color: Shuffled Twice to Help You Memorize Arithmetic!

Mathematics is an essential subject that plays a crucial role in our everyday lives. It forms the foundation for problem-solving skills and logical thinking. As...



Unveiling the Enigma: Explore the Fascinating World of Bang Barry Lyga

Hello, dear readers! Today, we have a real treat for all literature enthusiasts as we dive deep into the captivating world of Bang Barry Lyga. Renowned for his exceptional...

