

7 Essential Techniques for Crafting Captivating Walking Jazz Bass Lines – Unleash Your Groove!


The image displays ten staves of musical notation for walking jazz bass lines. Each staff begins with a bass clef and a key signature of one flat (B-flat). The notation includes various rhythmic values such as quarter notes, eighth notes, and sixteenth notes, often beamed together. Above the notes, chord symbols are written, including F7, Eb7, G7, Ab7, Bb7, C7, D7, Eb7, and G7. Some staves have a '1' above a note, indicating a first finger position. The staves are numbered 38 through 47. The music is written in a style typical of jazz bass line notation, focusing on rhythmic flow and harmonic support.

Walking bass lines are the rhythmic foundation behind jazz music, creating a compelling framework for improvisation. With their unique blend of groove and

creativity, walking jazz bass lines mesmerize audiences and keep them tapping their feet to the rhythm. If you aspire to be the backbone of a jazz ensemble, learning how to construct captivating walking bass lines is crucial.

1. Root Movement

The foundation of a great walking bass line is rooted in the movement of the bass notes. Classic bass lines often follow a pattern of root notes descending or ascending chromatically or diatonically. This creates a smooth and fluid sound that seamlessly connects chords and keeps the groove intact.



Constructing Walking Jazz Bass Lines - Walking Bass lines : The Blues in 12 keys

by Steven Mooney(Kindle Edition)

★★★★☆ 4.6 out of 5

Language : English
File size : 6097 KB
Text-to-Speech : Enabled
Screen Reader : Supported
Enhanced typesetting : Enabled
Print length : 100 pages
Lending : Enabled



2. Rhythmic Variations

To add interest and maintain a dynamic groove, incorporating rhythmic variations is key. Syncopation, accenting certain beats, and adding space between notes all contribute to the complexity and excitement of a walking bass line.

3. Chord Tones and Passing Tones

It's essential to familiarize yourself with the chord progressions of the song you're playing. By emphasizing the chord tones while transitioning between chords with passing tones, you create a melodic and harmonically rich bass line.

4. Chromatic Approaches and Enclosures

Chromaticism is a powerful tool when constructing jazz bass lines. Utilizing chromatic approaches, where you briefly play a note from outside the chord scale, adds tension and excitement. Enclosures, surrounding a target note with chromatic or diatonic notes, create a smooth and melodic transition.

5. Arpeggios and Scale Runs

Arpeggios and scale runs are essential techniques for adding melodic interest to your walking bass lines. By playing arpeggios of the underlying chords or running through scales that relate to the key, you can create melodic phrases that resonate with the harmony of the song.

6. Ghost Notes and Slides

Ghost notes, where you play barely audible or muted notes, add depth and subtlety to your walking bass lines. Sliding between notes smoothly further enhances the groove and captures the attention of the listener.

7. Analyzing and Transcribing Master Bassists

To truly master the art of constructing walking jazz bass lines, it is crucial to study and transcribe the playing of renowned bassists. By analyzing their phrasing, note choices, and rhythmic concepts, you can gain valuable insights that will greatly contribute to your own bass line construction.

Crafted with immense creativity and meticulous attention to detail, walking jazz bass lines are a true testament to the artistry of bassists. By incorporating these

seven essential techniques into your playing, you can unlock a world of groove and captivate audiences with your impeccable walking bass lines. Practice diligently, explore your creativity, and let the infectious groove of jazz music take you on an unforgettable musical journey!

This article is brought to you by Jazz Groove Mastery - Your guide to mastering jazz bass lines!



Constructing Walking Jazz Bass Lines - Walking Bass lines : The Blues in 12 keys

by Steven Mooney (Kindle Edition)

★★★★☆ 4.6 out of 5

Language : English
File size : 6097 KB
Text-to-Speech : Enabled
Screen Reader : Supported
Enhanced typesetting : Enabled
Print length : 100 pages
Lending : Enabled



New 2hr MP3 Playalong free download featuring all chord progressions in 12 keys from Part II of the Book available from website.

The Blues in 12 Keys is a complete guide demonstrating the devices used to construct walking bass lines in the jazz tradition.

Book I in the " Constructing Walking Jazz Bass Lines " series covering the " MUST KNOW " chord changes for the jazz bassist.

The Jazz Blues progression is an essential part of the Jazz Bassist vocabulary

and was practiced in all 12 keys along with " Rhythm Changes " by the Be Bop players.

The Blues in 12 Keys is a complete guide demonstrating the devices used to construct walking bass lines in the jazz tradition. The book starts out in Part 1 by demonstrating the various techniques used to provide forward motion into the bass lines, while providing a strong harmonic and rhythmic foundation.

The exercises are designed to give the Double Bassist & Electric Bassist strong jazz bass lines in the bottom register of the instrument. As an added bonus for the Double Bassist Part 1 provides a complete study of the blues in F whilst in the first position.

This is an excellent technique builder in itself.

Part 2 expands on the lessons and techniques used in Part 1 providing the student with the previous devices used in professional level bass lines in all 12 keys.

Included is over 150 choruses of jazz blues lines in all 12 keys using the whole register of the instrument.

There are many advanced principles applied in the following bass lines whilst never losing sight of the functioning principle of the bass in the jazz idiom.

To provide a strong foundation of rhythm and harmony for the music being played & providing support for the melody and or soloist.

PART 1 The Blues in F

The " 2 " feel

The Jazz blues progression and the use of triads

Embellishing the " 2 " feel

The Dominant 7th chord

Chromatic approach from below

Chromatic approach from above

Chromaticism and the walk up

and the walk down

Repeated notes and chromaticism

Harmonic Anticipation and playing across the bar line

Voice leading 7th chords

Pedal points

Tri-Tone substitution

The Turnaround

PART 2

Blues in F

Blues in Gb

Blues in G

Blues in Ab

Blues in A

Blues in Bb

Blues in B

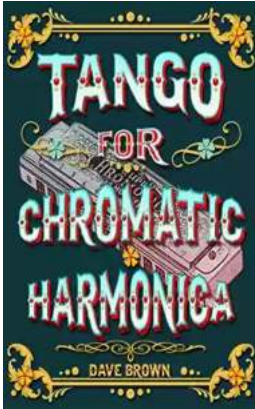
Blues in C

Blues in Db

Blues in D

Blues in Eb

Blues in E



Tango For Chromatic Harmonica Dave Brown: Unleashing the Soulful Melodies

The hauntingly beautiful sound of the chromatic harmonica has mesmerized music enthusiasts for decades. It is an instrument that effortlessly blends with various genres,...




How To Tie The 20 Knots You Need To Know

Knot-tying is an essential skill that everyone should possess. Whether you're an outdoor enthusiast, a sailor, or simply a regular person who enjoys DIY...



The Politics Experiences and Legacies of War in the US, Canada, Australia, and New Zealand

War has always had a profound impact on nations, shaping their politics, experiences, and legacies. This article examines how the United States, Canada, Australia,...



The Psychedelic History Of Mormonism Magic And Drugs

Throughout history, the connections between religion and altered states of consciousness have always been fascinating. One such connection that may surprise many is the...



The Practical Japan Travel Guide: All You Need To Know For A Great Trip

Japan, known for its unique blend of tradition and modernity, is a fascinating country that offers endless wonders to explore. From ancient temples to...



The Alpha And Omega Of The Great Pyramid: Unlocking the Mysteries of the Ancient Wonder

The Great Pyramid of Giza is undeniably one of the most fascinating structures in the world. Standing tall and proud for thousands of years, its...



Digital Subtraction Flash Cards in Color: Shuffled Twice to Help You Memorize Arithmetic!

Mathematics is an essential subject that plays a crucial role in our everyday lives. It forms the foundation for problem-solving skills and logical thinking. As...



Unveiling the Enigma: Explore the Fascinating World of Bang Barry Lyga

Hello, dear readers! Today, we have a real treat for all literature enthusiasts as we dive deep into the captivating world of Bang Barry Lyga. Renowned for his exceptional...

