

# 101 Brit Tips For Walt Disney World: Insider Secrets, Must-Know Information, and Money-Saving Hacks

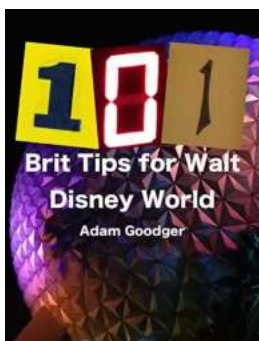
Welcome to the enchanting world of Walt Disney, where magic comes to life and childhood dreams come true! Walt Disney World in Orlando, Florida, is a wonderland that attracts millions of visitors from around the globe. If you're a Brit planning a trip to this fantastical destination, you're in for a treat! We've compiled 101 insider tips, tricks, and secrets exclusively for our fellow Brits to ensure a magical and unforgettable experience at Walt Disney World.

## 1. Pack Right for the Florida Heat

Florida is known for its scorching heat and high humidity. Make sure you pack sunscreen, hats, sunglasses, and lightweight, breathable clothing to stay cool and protected during your visit. Don't forget to stay hydrated!

## 2. Download the My Disney Experience App

This handy app is a lifesaver! It allows you to manage your itinerary, make dining reservations, check wait times for rides, and even unlock your hotel room door. Make sure to download it before your trip and familiarize yourself with its features.



## 101 Brit Tips for Walt Disney World

by Tim Leffel (Kindle Edition)

★★★★★ 5 out of 5

Language : English

File size : 950 KB

Text-to-Speech : Enabled

Screen Reader : Supported

Enhanced typesetting : Enabled

Word Wise : Enabled

Lending	: Enabled
Print length	: 34 pages
Paperback	: 82 pages
Item Weight	: 6.2 ounces
Dimensions	: 6 x 0.2 x 9 inches



### **3. FastPass+ Is Your Best Friend**

Take advantage of the FastPass+ system, which allows you to reserve access to select attractions, shows, and character meet and greets. This will save you time and ensure you get to experience your favorite attractions without waiting in long queues.

### **4. Explore the Disney Dining Plan**

If you're staying at a Disney resort, consider adding the Disney Dining Plan to your vacation package. This will give you access to a variety of dining options, including character dining experiences, which can be a highlight for both children and adults.

### **5. Take Time to Rest and Recharge**

With so much to see and do, it's easy to forget to take breaks. Pace yourself and schedule some downtime to rest and recharge. This will help keep everyone in your party happy and energized throughout your Disney adventure.

### **6. Embrace the Locals-Only Tip: Extra Magic Hours**

If you're staying at a Disney resort, take advantage of Extra Magic Hours, which allow you to enter the parks before they open or stay late after regular closing

times. This gives you exclusive access to attractions with shorter lines and less crowded experiences.

## **7. Beat the Crowds with Rope Drop**

Rather than arriving later in the day, plan to arrive at the parks before they open. This is known as "rope drop." You'll have the chance to experience some of the most popular attractions with minimal wait times and shorter queues.

## **8. Make Dining Reservations in Advance**

Some popular Disney restaurants can fill up quickly, so be sure to make dining reservations as early as possible. You can book up to 180 days in advance, and trust us, it's worth it to secure your preferred dining choices.

## **9. Utilize Rider Switch for Attractions**

If you're traveling with young children or non-riders, take advantage of Disney's Rider Switch program. One group can wait with the child while the others ride, and then they can "switch" without waiting in the regular line.

## **10. Plan Character Meet and Greets**

If character interactions are a priority for your group, plan strategically. Make sure to check the schedule for character meet and greet locations and times to ensure you get to meet your favorite Disney characters.

## **11. Be Prepared for Rain**

Florida is notorious for its afternoon showers, especially during the summer. Pack ponchos or rain jackets, as well as waterproof bags to protect valuables, so you can still enjoy the parks even during a drizzle.

## **12. Take Advantage of Free Water**

Stay hydrated without breaking the bank by taking advantage of free cups of ice water available at any quick-service restaurant. Just ask, and they'll be happy to provide you with a refreshing drink.

### **13. Stay at a Disney Resort**

Consider staying at a Disney resort for the ultimate convenience and immersion into the Disney magic. You'll have access to Extra Magic Hours, complimentary transportation, and other exclusive benefits.

### **14. Pack Comfortable Shoes**

Prepare for plenty of walking and standing in line. Make sure to pack comfortable, broken-in shoes to keep your feet happy throughout your Disney World adventure.

### **15. Use Mobile Ordering for Quick Dining**

Skip the lines at quick-service restaurants by utilizing the Mobile Ordering feature on the My Disney Experience App. You can browse the menu, place your order, and pick it up without waiting in a long queue.

### **16. Have a Plan, but Be Flexible**

It's important to have a general plan and itinerary, but be prepared to adapt and change based on unforeseen circumstances or spontaneous opportunities. Sometimes the best Disney experiences happen when you least expect them!

### **17. Make Use of Single Rider Lines**

If your group doesn't mind riding separately, take advantage of Single Rider lines. They often have significantly shorter wait times and can save you valuable time that you can invest in other attractions.

## **18. Celebrate Special Occasions**

Mark a special occasion, such as a birthday or anniversary, by picking up a complimentary celebration button at the Guest Relations desk. Cast members and fellow visitors will delight in sending you warm wishes and making your day even more magical.

## **19. Consider Memory Maker**

If capturing memories is important to you, consider purchasing Memory Maker. This allows you to download and keep all the professional photos taken by Disney's PhotoPass photographers throughout the parks.

## **20. Take Evening Strolls**

After the sun sets and the crowds thin out, take leisurely strolls through the parks. The ambiance and nighttime entertainment, such as fireworks and parades, create a different and captivating experience.

## **21. Be Aware of Park Hopping Benefits**

With a Park Hopper ticket, you have the freedom to visit multiple parks in one day. This is especially useful when you want to experience a particular attraction or show happening in a different park.

## **22. Stay for the Nighttime Spectaculars**

Don't miss the breathtaking fireworks displays and nighttime spectaculars that light up the sky over Cinderella Castle and other iconic Disney locations. Plan your evenings accordingly to catch these dazzling shows.

## **23. Save Money on Souvenirs**

Consider purchasing Disney souvenirs before your trip to save money. You can find Disney-themed merchandise in local stores, online, or at the many outlet stores in Orlando. Look for official Disney merchandise or unique items to commemorate your trip.

## **24. Don't Overlook the Water Parks**

Disney's Blizzard Beach and Disney's Typhoon Lagoon are two fantastic water parks that offer thrilling water slides, lazy rivers, and refreshing pools. If you have the time, consider adding a day or two to your itinerary to visit these splash-tastic attractions.

## **25. Prepare for Security Checks**

Be prepared for security checks before entering the parks. Make sure to remove any metal objects from your pockets and bags, as they may set off metal detectors and slow down the process.

## **26. Learn a Little Disney Trivia**

Immerse yourself in all things Disney by learning some fun trivia. From hidden Mickeys to facts about your favorite attractions, knowing a bit of Disney trivia can add an extra layer of appreciation to your experience.

## **27. Arrive Early for Popular Shows**

Shows like "Festival of the Lion King" and "Finding Nemo – The Musical" can fill up quickly, especially during peak times. Arrive early to secure a seat, or consider obtaining a FastPass+ for guaranteed entry.

## **28. Explore Disney Springs**

Formerly known as Downtown Disney, Disney Springs is a shopping, dining, and entertainment district. It's a perfect place to unwind, enjoy a meal, catch a movie,

or shop for souvenirs before or after your park adventures.

### **29. Score Some Pins**

Disney pin trading is a popular activity at Walt Disney World. Start your own collection by purchasing pins in advance or trade with cast members and fellow visitors to add unique and coveted pins to your lanyard.

### **30. Take Advantage of Disney Transportation**

Disney offers efficient and complimentary transportation throughout their properties, including buses, boats, and the monorail. Take advantage of these convenient modes of transportation to travel between parks, resorts, and Disney Springs.

### **31. The Disney Dining Plan for Foodies**

If you consider yourself a foodie or enjoy trying different cuisines, consider upgrading to the Disney Deluxe Dining Plan. This plan gives you three meals per day, including fine dining experiences and exclusive restaurant options.

### **32. Research the Entertainment Schedule**

Make sure to check the entertainment schedule for each park before your visit. This will help you plan your day and ensure you don't miss any parades, shows, or character appearances that are important to you.

### **33. Interact with Cast Members**

Disney cast members are renowned for their exceptional service and attention to detail. Take the time to chat with them, ask questions, and let them create memorable moments for you and your family.

### **34. Capture the Magic**

Don't forget to bring your camera or smartphone to capture the magic of Disney. From iconic landmarks to character meet and greets, you'll want to preserve these memories for years to come.

### **35. Visit During Special Events**

Consider planning your trip around special events and festivals at Walt Disney World, such as the Epcot International Food & Wine Festival or Mickey's Not-So-Scary Halloween Party. These events offer unique experiences and entertainment.

### **36. Learn the Transportation Schedule**

Familiarize yourself with the transportation schedules to ensure you don't miss any reservations or park openings. Disney's transportation system is efficient, but it's always a good idea to plan ahead to avoid any stressful situations.

### **37. Consider a PhotoPass Photographer**

An alternative to purchasing Memory Maker is hiring a Disney PhotoPass Photographer for a personal photo session. This is a great option for capturing special moments, such as engagements, birthdays, or family portraits.

### **38. Plan Rest Days**

If you can, schedule rest days between park days to recover and recharge. Explore your resort, enjoy the amenities, or take a day trip outside of the Disney bubble to ensure you maintain your energy throughout your vacation.

### **39. Research Height Requirements**

If you're traveling with young children, make sure to research height restrictions for various rides and attractions. This way, you'll know in advance which experiences are suitable for your little ones.



## **40. Take a Break at Resort Pools**

Disney resorts have incredible pools, complete with water slides, lazy rivers, and other fun features. Take a break from the parks and spend a relaxing day lounging by the pool, enjoying the sun and water.

## **41. Embrace Mobile Payment**

Save time by setting up mobile payment methods, such as Apple Pay, Google Pay, or Disney MagicBands, before your trip. You can use these convenient methods to pay at various locations throughout Disney World, reducing the need to carry cash or cards.

## **42. Engage with Interactive Attractions**

Disney parks are filled with interactive attractions and experiences, such as "Sorcerers of the Magic Kingdom" or "Agent P's World Showcase Adventure." Embrace these immersive experiences and let your inner child come out to play!

## **43. Take Advantage of Single Strollers**

If you have young children who need a stroller, consider renting a single stroller instead of a double. Single strollers are easier to navigate through the parks and can save you some money in rental fees.

## **44. Find Hidden Mickeys**

Hidden Mickeys are whimsical and elusive Mickey Mouse shapes hidden throughout the parks. Keep your eyes peeled and see how many you can find during your visit. It's a fun and engaging activity for the whole family.

## **45. Create a Disney Countdown**

Start the excitement early by creating a Disney-themed countdown. Whether it's a paper chain, a digital calendar, or a chalkboard countdown, seeing the days tick away will build anticipation and make the trip even more special.

#### **46. Take Advantage of Single-Day Tickets**

While multi-day tickets provide better value for longer stays, single-day tickets are available for those who have limited time or want to explore Disney World for a day. This option allows you to experience the magic without committing to a longer visit.

#### **47. Learn the Best Parade Viewing Spots**

Arrive early to secure a prime viewing spot for parades. You'll find less crowded sections near Liberty Square in Magic Kingdom or the American Adventure Pavilion in Epcot. Ask cast members for their recommendations.

#### **48. Be Prepared for Transportation Lines**

During peak times, transportation lines, such as buses or monorails, can be quite long. Plan accordingly and give yourself extra time to ensure you arrive at your desired destination on schedule.

#### **49. Research Local Weather**

Florida weather can be unpredictable, so make sure to check the local forecast before your trip. This will help you pack accordingly and prepare for any potential weather changes.

#### **50. Take a Behind-the-Scenes Tour**

If you're interested in learning more about the magic behind Disney, consider taking a behind-the-scenes tour. These tours offer unique insights into park operations, attractions, and the history of Walt Disney World.

## **51. Have a Plan B for Rainy Days**

Florida's afternoon showers can occasionally disrupt outdoor plans. Have a backup plan in case of rain, such as visiting indoor attractions, exploring resort amenities, or catching a movie at Disney Springs.

## **52. Learn About Disability Service Options**

Disney offers various services and accommodations for guests with disabilities. Research the Disability Access Service (DAS) program and other resources to ensure everyone in your group can enjoy the parks comfortably.

## **53. Take Time to Appreciate the Details**

Disney is known for its meticulous attention to detail, from hidden references to unique design elements. Take the time to appreciate these details and immerse yourself fully in the magical world created by Disney's Imagineers.

## **54. Consider Early Morning Dining Reservations**

If you're an early riser, book dining reservations for breakfast at popular restaurants in the parks. This allows you to enjoy a delicious meal before the crowds arrive and gives you a head start on your Disney day.

## **55. Connect with Other Disney Fans**

Join Disney-related online communities or social media groups to connect with fellow Disney enthusiasts. These communities can provide valuable tips, advice, and even meet-up opportunities during your trip.

## **56. Keep Essentials in a Park Bag**

Carry a small bag with essential items such as sunscreen, ponchos, hand sanitizer, a portable phone charger, and any medications you may need. This

way, you'll have everything you need within arm's reach.

## **57. Character Dining for Autographs**

If collecting character autographs is a priority for you or your children, consider booking character dining experiences. This way, you can meet and interact with multiple characters without having to wait in individual lines.

## **58. Enjoy Unique Snacks**

Disney World is home to a wide variety of unique and delicious snacks. Don't miss iconic treats like Dole Whip, Mickey-shaped ice cream bars, or popcorn served in collectible buckets.

## **59. Learn Park Navigation Shortcuts**

Discover the various shortcuts and paths hidden throughout the parks. Not only will these shortcuts save you time in getting from one attraction to another, but they also give you an opportunity to explore unexpected areas.

## **60. Attend a Disney Vacation Club Presentation**

If you're interested in Disney Vacation Club (DVC), consider attending a presentation. Even if you don't plan on purchasing a membership, attending a presentation often comes with perks, such as free FastPass+ selections or gift cards.

## **61. Stay Hydrated with Refillable Bottles**

Bring refillable water bottles and take advantage of water fountains throughout the parks to stay hydrated without spending money on bottled water. Cast members are happy to refill your bottles if needed.

## **62. Enjoy the Little-Known Attractions**

Discover the hidden gems and lesser-known attractions in each park. From Tom Sawyer Island to the Swiss Family Treehouse, these often overlooked experiences can offer unique perspectives and quieter moments away from the crowds.

### **63. Learn PhotoPosing Inspiration**

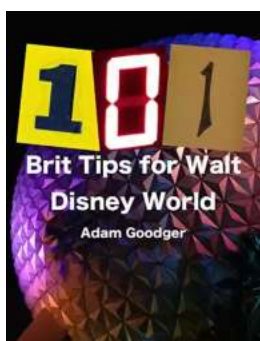
No one likes awkward or forced poses in photos. Familiarize yourself with different photo poses and inspirations to make the most of your Disney PhotoPass experiences. Experiment with fun and creative poses to capture the perfect shot.

### **64. Get Ready for Character Breakfasts**

Character breakfasts are a fantastic opportunity for up-close interactions with beloved Disney characters. Make sure to bring autograph books and cameras to capture the magical moments shared during these special dining experiences.

### **65. Enjoy Springtime at the Epcot Flower & Garden Festival**

If you visit during the spring, don't miss the Epcot Flower & Garden Festival. The park



### **101 Brit Tips for Walt Disney World**

by Tim Leffel(Kindle Edition)

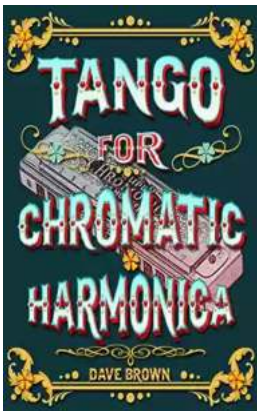
★★★★★ 5 out of 5

Language	: English
File size	: 950 KB
Text-to-Speech	: Enabled
Screen Reader	: Supported
Enhanced typesetting	: Enabled
Word Wise	: Enabled
Lending	: Enabled
Print length	: 34 pages
Paperback	: 82 pages

Item Weight : 6.2 ounces  
Dimensions : 6 x 0.2 x 9 inches



Do you ever wonder the best way to get the most out of a trip to Walt Disney World? This guide will help to shed light of some of the hints and tips to make the most out of the most Magical Place on Earth.



## Tango For Chromatic Harmonica Dave Brown: Unleashing the Soulful Melodies

The hauntingly beautiful sound of the chromatic harmonica has mesmerized music enthusiasts for decades. It is an instrument that effortlessly blends with various genres,...



## How To Tie The 20 Knots You Need To Know

Knot-tying is an essential skill that everyone should possess. Whether you're an outdoor enthusiast, a sailor, or simply a regular person who enjoys DIY...



## The Politics Experiences and Legacies of War in the US, Canada, Australia, and New Zealand

War has always had a profound impact on nations, shaping their politics, experiences, and legacies. This article examines how the United States, Canada, Australia,...



## The Psychedelic History Of Mormonism Magic And Drugs

Throughout history, the connections between religion and altered states of consciousness have always been fascinating. One such connection that may surprise many is the...



## The Practical Japan Travel Guide: All You Need To Know For A Great Trip

Japan, known for its unique blend of tradition and modernity, is a fascinating country that offers endless wonders to explore. From ancient temples to...



## The Alpha And Omega Of The Great Pyramid: Unlocking the Mysteries of the Ancient Wonder

The Great Pyramid of Giza is undeniably one of the most fascinating structures in the world. Standing tall and proud for thousands of years, its...



## Digital Subtraction Flash Cards in Color: Shuffled Twice to Help You Memorize Arithmetic!

Mathematics is an essential subject that plays a crucial role in our everyday lives. It forms the foundation for problem-solving skills and logical thinking. As...



## Unveiling the Enigma: Explore the Fascinating World of Bang Barry Lyga

Hello, dear readers! Today, we have a real treat for all literature enthusiasts as we dive deep into the captivating world of Bang Barry Lyga. Renowned for his exceptional...